


KSWITCH D3 UM SERIES



Kontron Fast Ethernet KSwitch D3 UM Series

- ▶ Up to 50-port DIN-Rail Industrial Ethernet Switch
- ▶ Fast Ethernet, unmanaged Layer 2, copper & fiber ports
- ▶ Wide range, dual input DC power supply, relay output
- ▶ Cost effective and modular
- ▶ Industrial grade, highly reliable, long-term available

POSSIBILITIES START HERE



KSWITCH D3 UM SWITCH SERIES

The Kontron KSwitch D3 UM series offers cost-effective unmanaged Industrial Ethernet Switches with up to 50 Fast and Gigabit Ethernet ports providing easy to use plug-n-play connectivity. Copper and fiber optics ports are available. The Kontron KSwitch

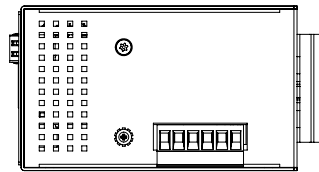
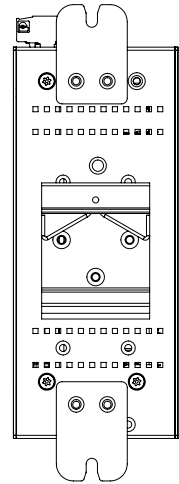
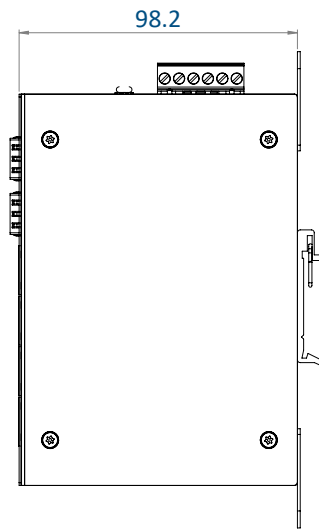
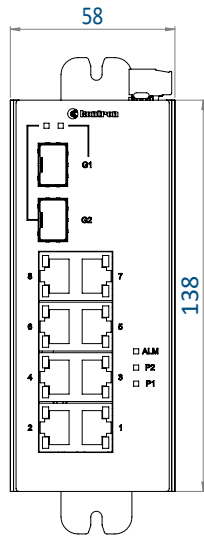
D3 UM series can easily be integrated in factory production lines, embedded into a machine control system or applied for any simple network expansion. It is the perfect solution for general applications and edge-site installation.

TECHNICAL INFORMATION

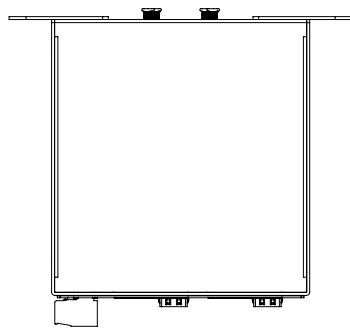
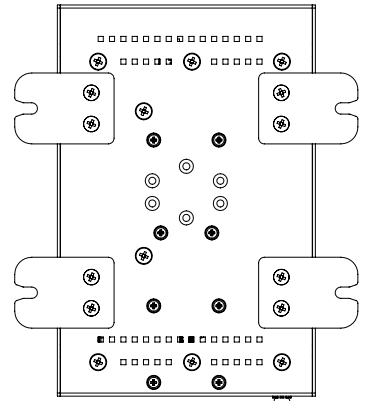
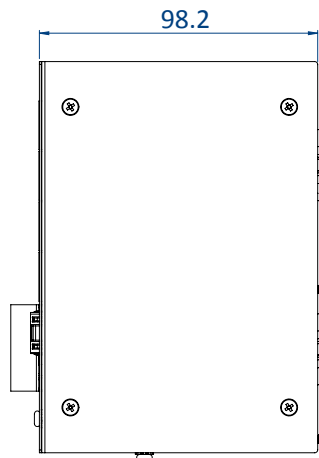
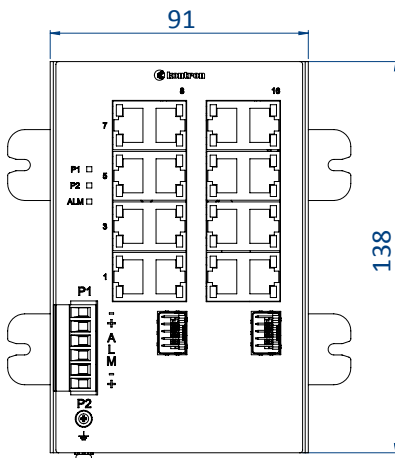
		KSWITCH D3 UM 10-PORT	KSWITCH D3 UM 18-PORT	KSWITCH D3 UM 26-PORT	KSWITCH D3 UM 50-PORT
NETWORK	OPERATING MODE MAC ADDRESSES PACKET BUFFER BACKPLANE / SWITCHING FABRIC	Store and forward, L2 wire-speed/non-blocking switching engine 16K 4 Mbits Up to 13.6 Gbps			
RJ45 COPPER PORTS	SPEED MDI/MDIX AUTO-CROSSOVER AUTO-NEGOTIATION/DUPLEX ETHERNET PORT PROTECTION	Up to 48x 10/100 Mbps RJ45 ports, Up to 2x 10/100/1000 Mbps RJ45 ports Support straight or cross wired cables 10/100/1000 Mbps speed auto-negotiation, full and half duplex 1.5 KV VRMS 1 minute (Hipot), 2 KV surge immunity on RJ45 copper ports			
FIBER PORTS	PORT TYPES SUPPORTED FIBER PORT CONNECTOR OPTIMAL FIBER CABLE	Up to 2x 1000 Base SFP slot LC/RJ45 connector for fiber ports Typical 50 or 62.5/125 µm for multimode (mm) Typical 8 or 9/125 µm for single mode (sm)			
PROTOCOL & STANDARDS		IEEE 802.3, IEEE 802.3x, flow control, back pressure, TCP/UDP			
POWER	POWER INPUT INPUT VOLTAGE RANGE REVERSE POWER PROTECTION POWER CONSUMPTION	Dual input DC Ppower supply, terminal block 12-58 V DC > 15,000 W peak 10 W 18 W 20 W 20 W			
INDICATORS	STATUS INDICATION PORT INDICATION RELAY OUTPUT	Power input status Link & speed 1 A, 24 V, normal close			
ENVIRONMENTAL & COMPLIANCE	OPERATING TEMPERATURE STORAGE TEMPERATURE HUMIDITY EMC SAFETY RoHS & WEEE MTBF	-40 °C - 75 °C (cold startup at -40 °C) -40 °C - 85 °C 5 - 95 % (non-condensing) EN 61000-6-3 Class B, EN 61000-6-4, EN 61000-6-2, EN 55035 UL/ IEC/ EN 62368-1 RoHS (Pb free), REACH and WEEE compliant > 200,000 hrs			
MECHANICAL	PROTECTION DIMENSION (HxWxD MM) WEIGHT INSTALLATION	IP30 138.0x98.2x58.0 1.0 kg	138.0x98.2x91.0 1.5 kg	138.0x98.2x120.0 2.0 kg	138.0x98.2x223.0 2.0 kg
		DIN-Rail mounting, wall mounting			

▶ MECHANICAL DRAWING

10-port series



18-port series



▶ ORDERING INFORMATION

ARTICLE	PART NO.	DESCRIPTION	10/100 T(X)	100/1000 T(X)	1000 FX
STANDARD CONFIGURATIONS					
KSWITCH D3UM 8F-2GS	1067-5244	Industrial 10-port Unmanaged Ethernet Switch, -40 °C to 75 °C of operating temperature, Dual DC power input	8	0	2
KSWITCH D3UM 16F-2G	1067-5243	Industrial 18-port Unmanaged Ethernet Switch, -40 °C to 75 °C of operating temperature, Dual DC power input	16	2	0
KSWITCH D3UM 16F-2GS	1067-5242	Industrial 18-port Unmanaged Ethernet Switch, -40 °C to 75 °C of operating temperature, Dual DC power input	16	0	2
ON REQUEST					
KSWITCH D3UM 8F-2G*		Industrial 10-port Unmanaged Ethernet Switch, -40 °C to 75 °C of operating temperature, Dual DC power input	8	2	0
KSWITCH D3UM 24F-2G*		Industrial 26-port Unmanaged Ethernet Switch, -40 °C to 75 °C of operating temperature, Dual DC power input	24	2	0
KSWITCH D3UM 24F-2GS*		Industrial 26-port Unmanaged Ethernet Switch, -40 °C to 75 °C of operating temperature, Dual DC power input	24	0	2
KSWITCH D3UM 48F-2GS*		Industrial 50-port Unmanaged Ethernet Switch, -40 °C to 75 °C of operating temperature, Dual DC power input	48	0	2
KSWITCH D3UM 48F-2G*		Industrial 50-port Unmanaged Ethernet Switch, -40 °C to 75 °C of operating temperature, Dual DC power input	48	2	0
PACKAGE CONTENTS		KSwitch D3 UM Switch, terminal block, DIN-Rail mounting kit, safety instruction sheet			
ACCESSORIES					
SFP MODULES					
RK2U, RK4U		19" Rack mount kit 4U or 2U			
230 V AC TO DC POWER ADAPTER					
WK25		Wall Mount Kit			

*) on project request, typically 10 – 12 weeks lead time

▶ GLOBAL HEADQUARTERS

Kontron Europe GmbH

Gutenbergstraße 2
85737 Ismaning, Germany
Tel.: +49 821 4086-0
Fax: +49 821 4086-111
info@kontron.com

www.kontron.com